


Inglês de Fato

<http://inglesdefato.com/>

Simple Present

1° - Witnessing – testemunhando




- 1° Ouvir** - Tocar o Vídeo - Sem Legenda - Diversas Vezes
- 2° Escrever** - Palavras Entendida - Não se preocupar com: Escrever Corretamente - Entender 100%
- 3° Ler a Legenda** - Corrigir o que escreveu - Reescrever o diálogo
- 4° Pronunciar** - Praticar a Pronúncia (Ler em voz alta)
- 5° Absorver** - Ouvir o Diálogo - Última Vez - Sem legenda

2° Instruct – Instruir (A)



- 1° Vocabulário**
- Drives: _____ (guide)
 - Became: _____ (transformed into)
 - Shows: _____ (manifest, appeas)
 - Strangely: _____ (atypically, inexplicably)
 - Must: _____ (necessary)
 - Very: _____ (immensely)
 - Eat: _____ (ingest)
 - Said: _____ (pronounced)
 - Seem: _____ (have the appearance)
- 2° Ler**
- Texto da aula
<http://inglesdefato.com/simple-present/>
- Localizar palavras do Vocabulário

2° Instruct – Instruir (B)



- 1° Simple Present**
- Affirmative**
 - I play
 - You play
 - He/She/It plays
 - We play
 - You play
 - They play
 - Question form**
 - Do I play?
 - Do you play?
 - Does he/she/it play?
 - Do we play?
 - Do you play?
 - Do they play?
 - Negative**
 - I do not/ don't play
 - You do not/ don't play
 - He/She/It does not/ doesn't play
 - We do not/ don't play
 - You do not/ don't play
 - They do not/ don't play

1° 2° Past simple

Regras


Verbo	Na Terceira pessoa do Singular			Final de Todos os Verbos	He, She, It runs
	Verbo	Acrescentar "S"	Sem o "To"		
Terminado	em "E"	Acrescentar "S"	close = closes	note = notes	study = studies marry = marries
	Vogal + "y"	Acrescentar "S"	play = plays	say = says	
	Consoante + "y"	Tirar "Y" Acrescentar "IES"	go = goes	do = does	
	em "o"	Acrescentar "es"	miss = misses	buzz = buzzes	
Verbo na 3ª Pessoa do Singular	em "in, s, z, sh, tch, ch"	Acrescentar "es"	hatch = hatches	finish = finishes	teach = teaches
	Have	He, She, It HAS	He has a nice car.		

Periodicamente - Utilizar as técnicas da Ferramenta MAPA MENTAL. Para saber mais clique aqui no link abaixo

<http://inglesdefato.com/MapaMentalR>


Este Mapa Mental

5° Passo – Revisar



Escrever


4° - Atualize – Atualizar



Pelo menos 3 parágrafos a sua rotina e a de mais alguém que você conhece.

Exercícios

3° - Practice – Praticar



Correção

John plays soccer very well.
I never drink
The swimming pool opens at 9:00 in the morning.
The shop closes at 5:00 in the afternoon.
Bad driving causes many accidents.
My parents live in a very big flat.
The World Cup takes place every four years.
They are bad students. They never do their homework.
My students speak a little German.
I always wake up late in the morning.

Utilização

I love ice cream. I don't like cold food. **Opinião**

The restaurant opens at eight. It doesn't open at 7. **Rotinas**

Brandon eats a bread for breakfast every day. He doesn't eat cheese. **Dia a dia**

The moon circles the earth. The sun doesn't circle the moon. **Fatos**

Exemplos

She drives to work every night.
He says he plays soccer on the weekends
I have one sister and three brothers. But she has one brother and two sisters.
Do you like the table?
Does she go to work?
I don't speak English.
My sister meets his boyfriend everyday.
John is a bus driver. He drives a bus. But on Sundays he doesn't drive his bus. He stays at home.

John _____ soccer very well.
I never _____ milk.
The swimming pool _____ at 9:00 in the morning.
The shop _____ at 5:00 in the afternoon.
Bad driving _____ many accidents.
My parents _____ in a very big flat.
The World Cup _____ place every four years.
They are bad students. They never _____ their homework.
My students _____ a little German.
I always _____ late in the morning.

wake(s) up – open(s) – speak(s) – take(s) – do(es) – cause(s) – live(s) – play(s) – close(s) – drink(s)

Preencher as lacunas com a forma correta dos verbos.

LINKS IMPORTANTES

<http://inglesdefato.com/MapaMentalR>

<http://inglesdefato.com/simple-present/>