

# Ingles de Fato

<http://inglesdefato.com/>


## Verbo "To be"

**1° - Witnessing – testemunhando**



- 1° Ouvir** - Tocar o Vídeo - Sem Legenda - Diversas Vezes
- 2° Escrever** - Palavras Entendida - Não se preocupar com: Escrever Corretamente - Entender 100%
- 3° Ler a Legenda** - Corrigir o que escreveu - Reescrever o diálogo
- 4° Pronunciar** - Praticar a Pronúncia (Ler em voz alta)
- 5° Absorver** - Ouvir o Diálogo - Última Vez - Sem legenda


**2° Instruct – Instruir (A)**



- 1° Vocabulário**
- Name: \_\_\_\_\_ (identify)
  - Come from: \_\_\_\_\_ (appear)
  - Live: \_\_\_\_\_ (exist)
  - Town: \_\_\_\_\_ (urban area)
  - Job: \_\_\_\_\_ (profession)
  - Clean: \_\_\_\_\_ (hygienic).
  - Married: \_\_\_\_\_ (conjugal)
  - Girlfriend: \_\_\_\_\_ (partner)
  - Nice: \_\_\_\_\_ (good)
  - Children: \_\_\_\_\_ (young person)
  - Year: \_\_\_\_\_ (twelve-month period)
  - Together: \_\_\_\_\_ (in cooperation)
  - Lake: \_\_\_\_\_ (lagoon, full of water)
  - Near: \_\_\_\_\_ (close, not far away)
  - To be: \_\_\_\_\_ (exist/sitlocated)


**2° Ler** - Localizar palavras do Vocabulário

**2° Instruct – Instruir (B)**



- Present simple**
- Affirmative**
    - I am
    - You are
    - He/She/It is
    - We are
    - You are
    - They are
  - Question form**
    - Am I?
    - Are you?
    - Is he/she/it?
    - Are we?
    - Are you?
    - Are they?
  - Negative**
    - I am not/ I'm not
    - You are not/ aren't
    - He/She/It is not/ isn't
    - We are not/ aren't
    - You are not/ aren't
    - They are not/ aren't
- Past simple**
- Affirmative**
    - I was
    - You were
    - He/She/It was
    - We were
    - You were
    - They were
  - Question form**
    - Was I?
    - Were you?
    - Was he/she/it?
    - Were we?
    - Were you?
    - Were they?
  - Negative**
    - I was not/ wasn't
    - You were not/weren't
    - He/She/It was not/wasn't
    - We were not/weren't
    - You were not/weren't
    - They were not/weren't


**4° – Actualize – Atualizar**



**Praticar** - Escrever Frases usando o Verbo "To be"

\_\_\_\_\_ you the new teacher?  
 Yes, I \_\_\_\_\_.  
 Georgia and Jessica \_\_\_\_\_ teachers.  
 Georgia \_\_\_\_\_ Italian.  
 My husband and I \_\_\_\_\_ teachers.  
 The kids \_\_\_\_\_ tired.  
 These men \_\_\_\_\_ beautiful.  
 The coffee \_\_\_\_\_ delicious.  
 Georgia and Jessica \_\_\_\_\_ friends.  
 The magazine \_\_\_\_\_ expensive.

**3° – Practice – Praticar**




**Exercícios** - Usar Uma das Formas do Verbo "To be"

Are you the new teacher?  
 Yes, I am.  
 Georgia and Jessica are teachers.  
 Georgia is Italian.  
 My husband and I are teachers.  
 The kids are tired.  
 These men are beautiful.  
 The coffee is delicious.  
 Georgia and Jessica are friends.  
 The magazine is expensive.

**Correção**

**2° Instruct - Instruir (C)**



**Exemplos**

- Age**: How old are you? I am 30.
- Place**: Where are you from? I am from Tokyo.
- Nationality**: What's your nationality? I'm Chinese.
- Health**: How are you? I'm very good, thanks.
- People**: What's she like? She is nice.
- Prices**: How much is it? It is 23.70 dollars

**LINKS IMPORTANTES**

<http://inglesdefato.com/MapaMentalR>

<http://inglesdefato.com/aprender-ingles-e-dominar-o-verbo-o-be/>

Periodicamente - Utilizar as técnicas da Ferramenta MAPA MENTAL. Para saber mais clique aqui no link abaixo:  
<http://inglesdefato.com/MapaMentalR>

**Este Mapa Mental**

**5° Passo – Revisar**

