


# Ingles de Fato

<http://inglesdefato.com/>



**1° - Witnessing – testemunhando**



Periodicamente: Utilizar as técnicas da Ferramenta MAPA MENTAL. Para saber mais clique aqui no link abaixo:  
<http://inglesdefato.com/MapaMentalR>

**Este Mapa Mental**

**5° Passo – Revisar**

No medida do possível, escreva algo que você não fará, variando também as utilizações do "will" e "going to".

No seu papel, descreva uma pequena história sobre sua rotina a ser realizada amanhã.

**Escrever**

**4° – Atualize – Atualizar**



**Simple Future**



**2° Instruct – Instruir (A)**

- 1° Vocabulário**
- Open: \_\_\_\_ (not closed, unlocked)
  - First: \_\_\_\_ (initial, number one)
  - Theme: \_\_\_\_ (subject, topic, idea)
  - Come: \_\_\_\_ (get here, get there)
  - After: \_\_\_\_ (following, subsequent to, succeeding, posterior to)
  - Grand: \_\_\_\_ (impressive, monumental)
  - Largest: \_\_\_\_ (big, great, huge)
  - Middle: \_\_\_\_ (centre, mean, median)
  - Grow: \_\_\_\_ (get bigger, get taller)
  - Around: \_\_\_\_ (on every side, on all sides, in all directions, nearby, near, about, close by, close)
  - Able: \_\_\_\_ (capable, competent, qualified, prepared)
  - Afford: \_\_\_\_ (pay for, meet the expense of, have the money for, be rich enough for)
  - Make: \_\_\_\_ (construct, build)
  - Mutual: \_\_\_\_ (reciprocal, reciprocated)
- 2° Ler**
- Texto da aula  
<http://inglesdefato.com/simple-future/>
- Localizar palavras do Vocabulário


**LINKS INPORTANTES**

- <http://inglesdefato.com/simple-future/>
- <http://inglesdefato.com/MapaMentalR>

- A) Why are you holding a piece of paper?  
B) I (write) \_\_\_\_\_ a letter to my friends back home in New York.
- A) I'm about to fall asleep. I need to wake up!  
B) I (get) \_\_\_\_\_ you a cup of coffee. That will wake you up.
- A) I can't hear the radio!  
B) I (turn) \_\_\_\_\_ it up so you can hear it.
- A) Excuse me, I need to talk to someone about our hotel room. I am afraid it is simply too small for six people.  
B) That man at the service counter (help) \_\_\_\_\_ you.
- A) It is so hot in here!  
B) I (turn) \_\_\_\_\_ the air-conditioning on.
- 1) We are so excited about our trip next week to France. We (visit) Paris, Nice and Grenoble.  
2) Lina (come) \_\_\_\_\_ to the party. John (be) \_\_\_\_\_ there as well.  
3) I think she (be) \_\_\_\_\_ the next President of the United States.  
4) After I graduate, I (attend) \_\_\_\_\_ medical school and become a doctor. I have wanted to be a doctor all my life.  
5) As soon as the weather clears up, we (walk) \_\_\_\_\_ down to the beach and go swimming.

**Exercícios**


Preencher as lacunas com "Will" ou "going to", não se esquecendo de utilizar as palavras entre parênteses



**3° – Practice – Praticar**

- Why are you holding a piece of paper?  
I (write) am going to write a letter to my friends back home in New York.
- I'm about to fall asleep. I need to wake up!  
I (get) will get you a cup of coffee. That will wake you up.
- I can't hear the radio!  
I (turn) will turn it up so you can hear it.
- Excuse me, I need to talk to someone about our hotel room. I am afraid it is simply too small for six people.  
That man at the service counter (help) will help you.
- It is so hot in here!  
I (turn) will turn the air-conditioning on.
- We are so excited about our trip next week to France. We (visit) are going to visit Paris, Nice and Grenoble.
- Lina (come) will come to the party. John (be) will be there there as well.
- I think she (be) will be the next President of the United States.
- After I graduate, I (attend) am going to attend medical school and become a doctor. I have wanted to be a doctor all my life.
- As soon as the weather clears up, we (walk) are going to walk down to the beach and go swimming.

**Correção**



**2° Instruct – Instruir (B)**

**! ? Simple Future**

**Will / 'll + verbo**

- Afirmativo**: I, you, he, she, it, we, they + will / 'll + verb
- Interrogativo**: Will + I, you, he, she, it, we, they + verb?
- Negativo**: I, you, he, she, it, we, they + will not / won't + verb

**Exemplo**

- I think I will buy a new car = I think I'll buy a new car.
- I will open the window = I'll open the window
- Will you buy a car?
- Will you go to the restaurant?
- I will not stay at home if I finish the homework.
- I won't visit Big Ben if I go to London.

**Utilizações**

- Decisões instantâneas**: I've left the window open, I'll close it.
- Previsão de situação futura**: He'll pass the exam. He's hardworking.
- Combinado**: "I (don't) think...", "I expect...", "I'm sure...", "I wonder...", "probably".
- Condicionalis do tipo um (First conditional)**: If I have enough time, I'll watch the film.

**Observações**

- Não se usa o Simple Future para falar o que alguém já decidiu ou planejou fazer no futuro. Ao invés do futuro simples, se usa o "Present Continuous" ou o "going to + verbo".
- Ann is traveling to New York next week. (NÃO, "Ann will travel")
- Are you going to watch television? (NÃO "will you watch").
- É possível usar o "shall" ao invés de "will" para I e we:
  - I shall play soccer. (Or, I will play ...)
  - We shall play soccer. (Or, we will play ...)
- ! ? Simple Future
  - 'll é a forma contraída de will. Você pode usar das duas maneiras:
    - I will go, or
    - I'll go.
  - I will not go, or
  - I won't go.